

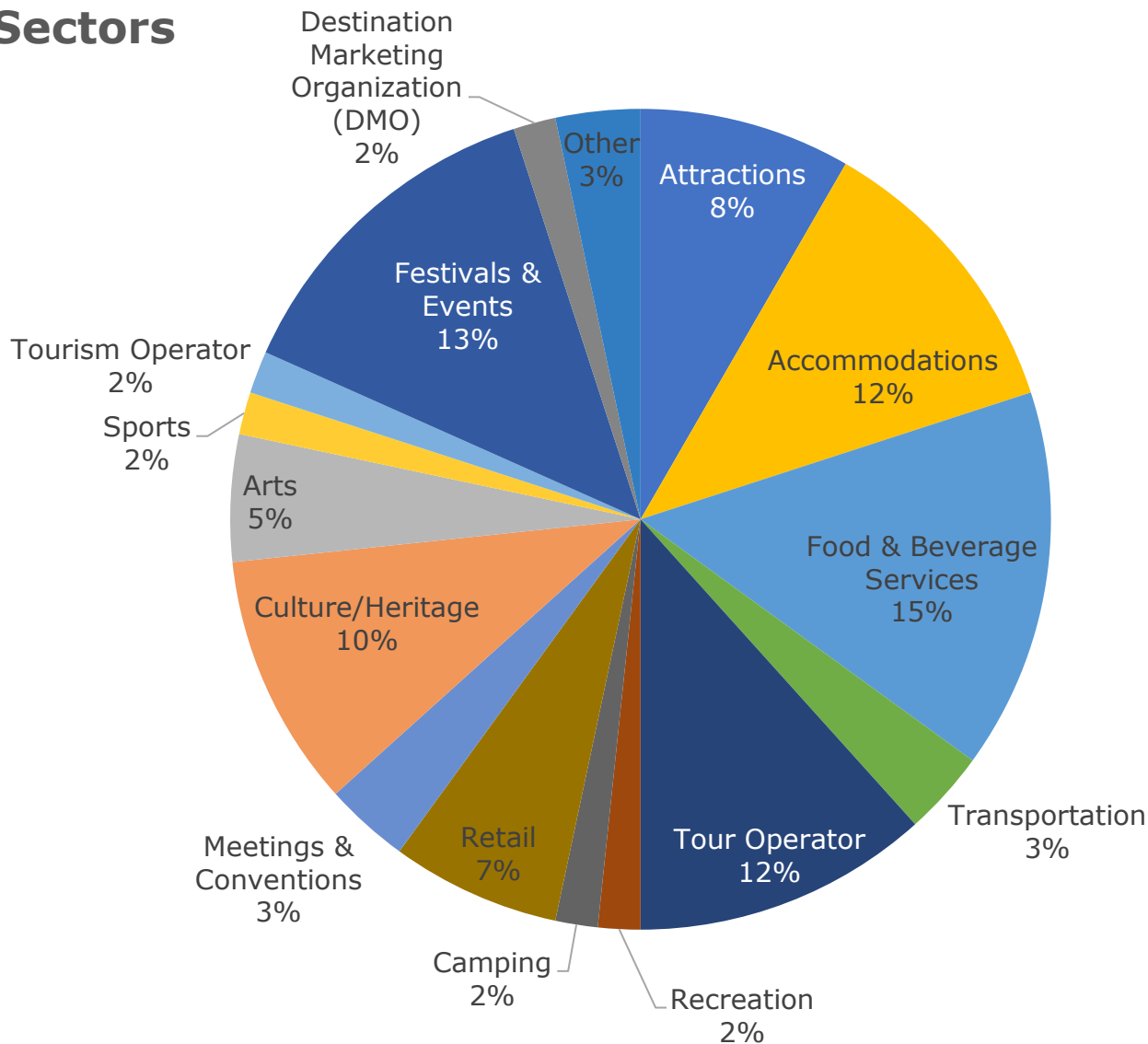


Ontario Regional Tourism Organization 1
Covid-19 Survey 7 Results
July 17-31, 2020

Which sector do you operate in?

60 completed surveys

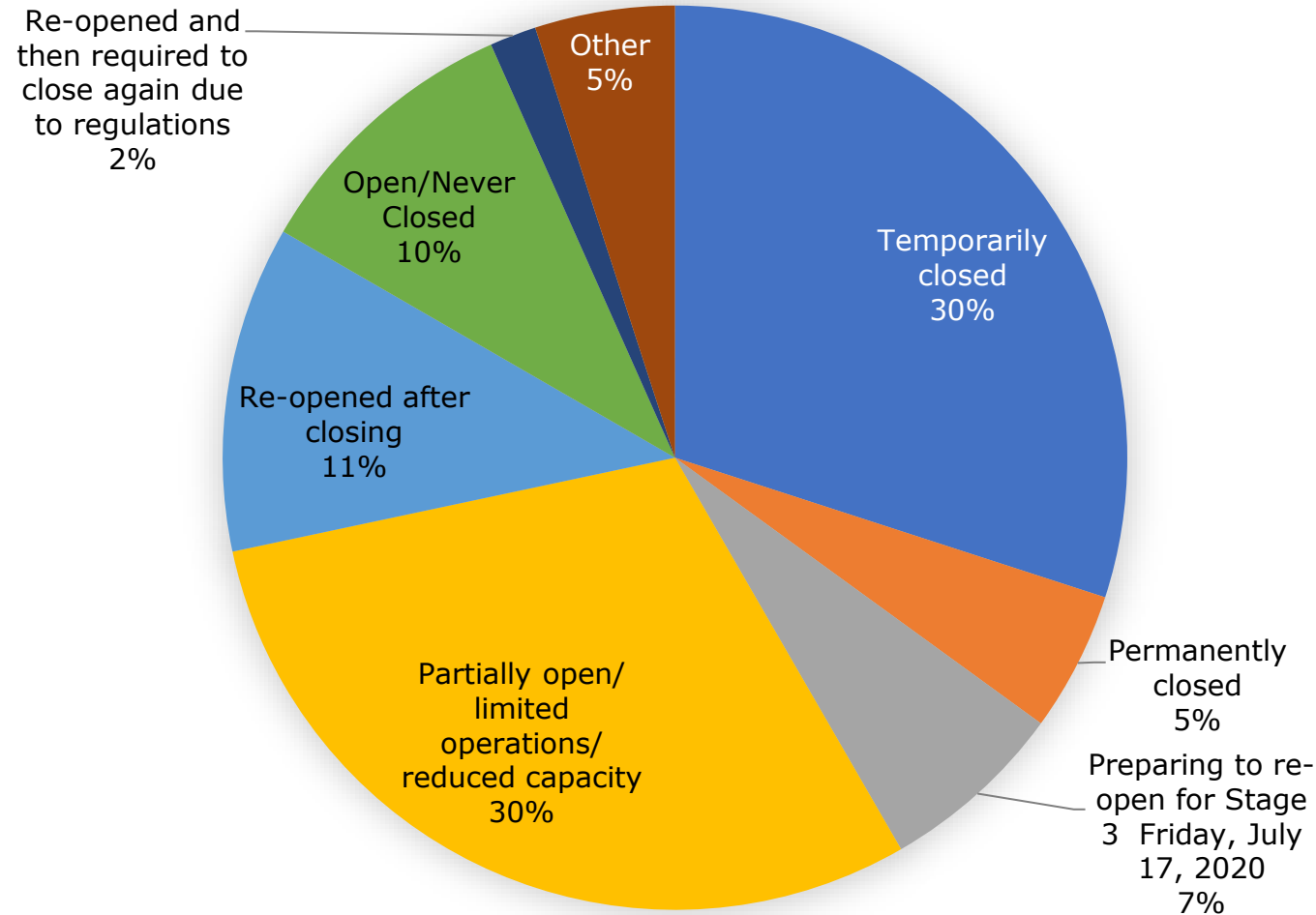
Sectors



Sectors	Value	%
Attractions	5	8.33%
Amusement Parks	0	0.00%
Water Parks	0	0.00%
Accommodations	7	11.67%
Food & Beverage Services	9	15.00%
Transportation	2	3.33%
Tour Operator	7	11.67%
Recreation	1	1.67%
Camping	1	1.67%
Retail	4	6.67%
Sector Association	0	0.00%
Education	0	0.00%
Meetings & Conventions	2	3.33%
Culture/Heritage	6	10.00%
Arts	3	5.00%
Sports	1	1.67%
Tourism Operator	1	1.67%
Film	0	0.00%
Festivals & Events	8	13.33%
Indigenous Tourism	0	0.00%
Destination Marketing Organization (DMO)	1	1.67%
Angling, Hunting, Nature	0	0.00%
Other	2	3.33%

What is the current status of your tourism business or operation?

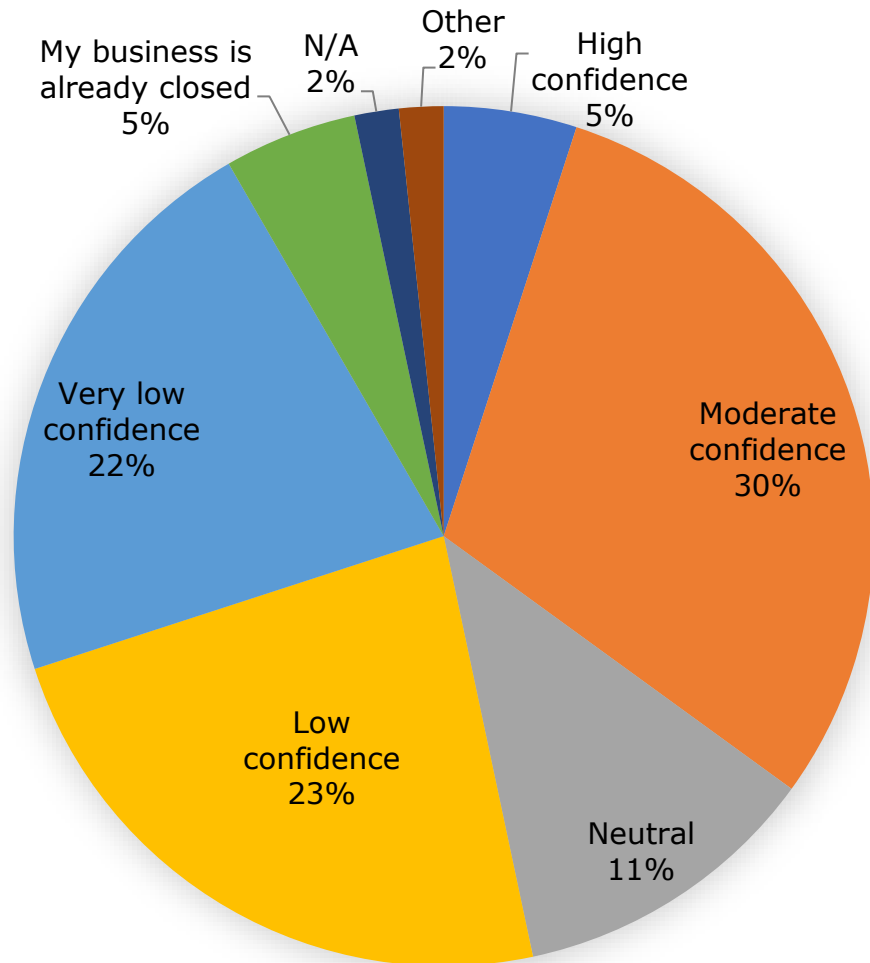
Current Status



Current status of your business	Value	%
Temporarily closed	18	30.00%
Permanently closed	3	5.00%
Preparing to re-open for Stage 3 Friday, July 17, 2020	4	6.67%
Partially open/ limited operations/ reduced capacity	18	30.00%
Re-opened after closing	7	11.67%
Open/ Never Closed	6	10.00%
Re-opened and then required to close again due to regulations	1	1.67%
Other	3	5.00%

Please select the option that best reflects your confidence around whether your tourism business will remain economically viable through to 2021

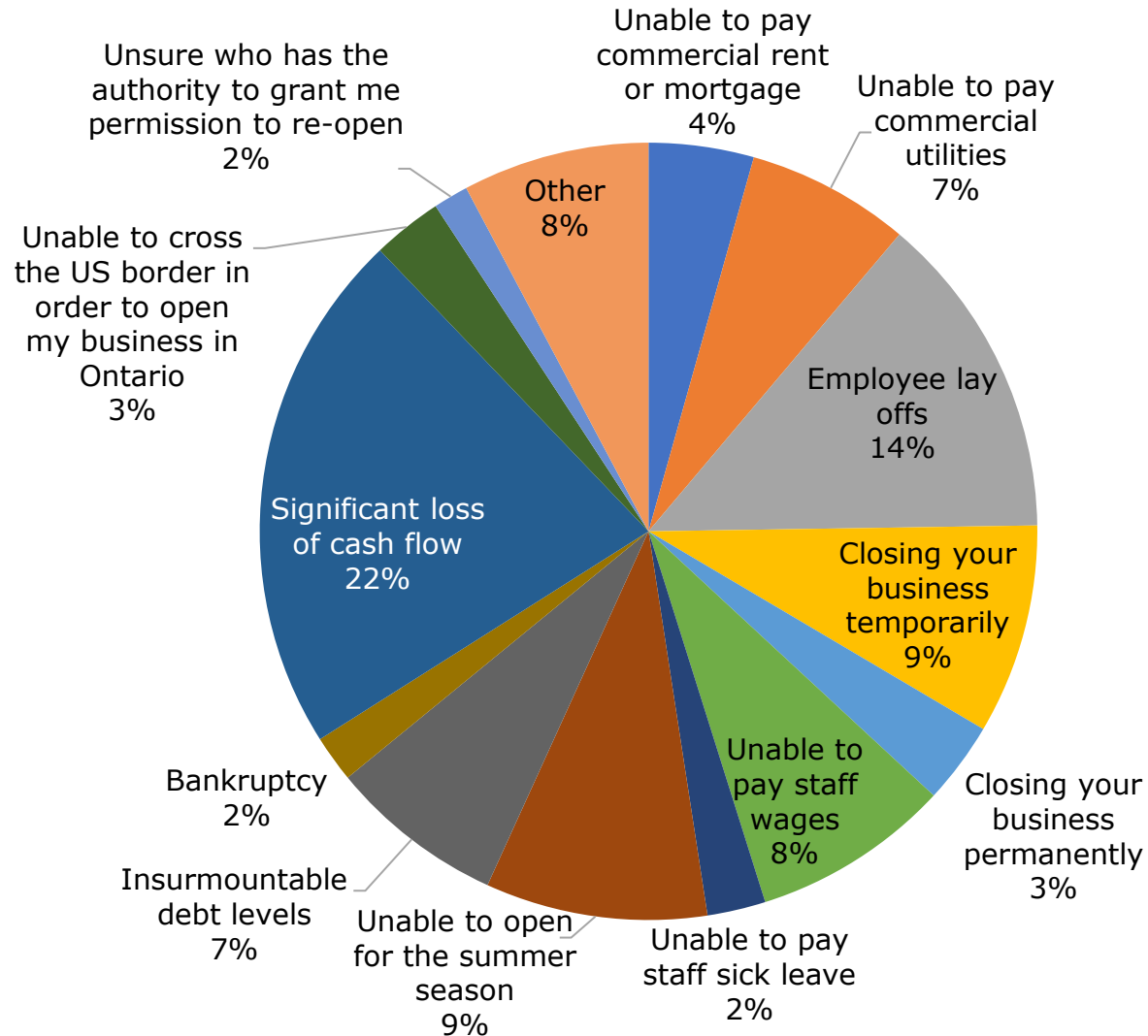
Level of Confidence



Level of Confidence	Value	%
High confidence	3	5.00%
Moderate confidence	18	30.00%
Neutral	7	11.67%
Low confidence	14	23.33%
Very low confidence	13	21.67%
My business is already closed	3	5.00%
N/A	1	1.67%
Other	1	1.67%

Please indicate the risks your tourism business is facing presently. Select all that apply

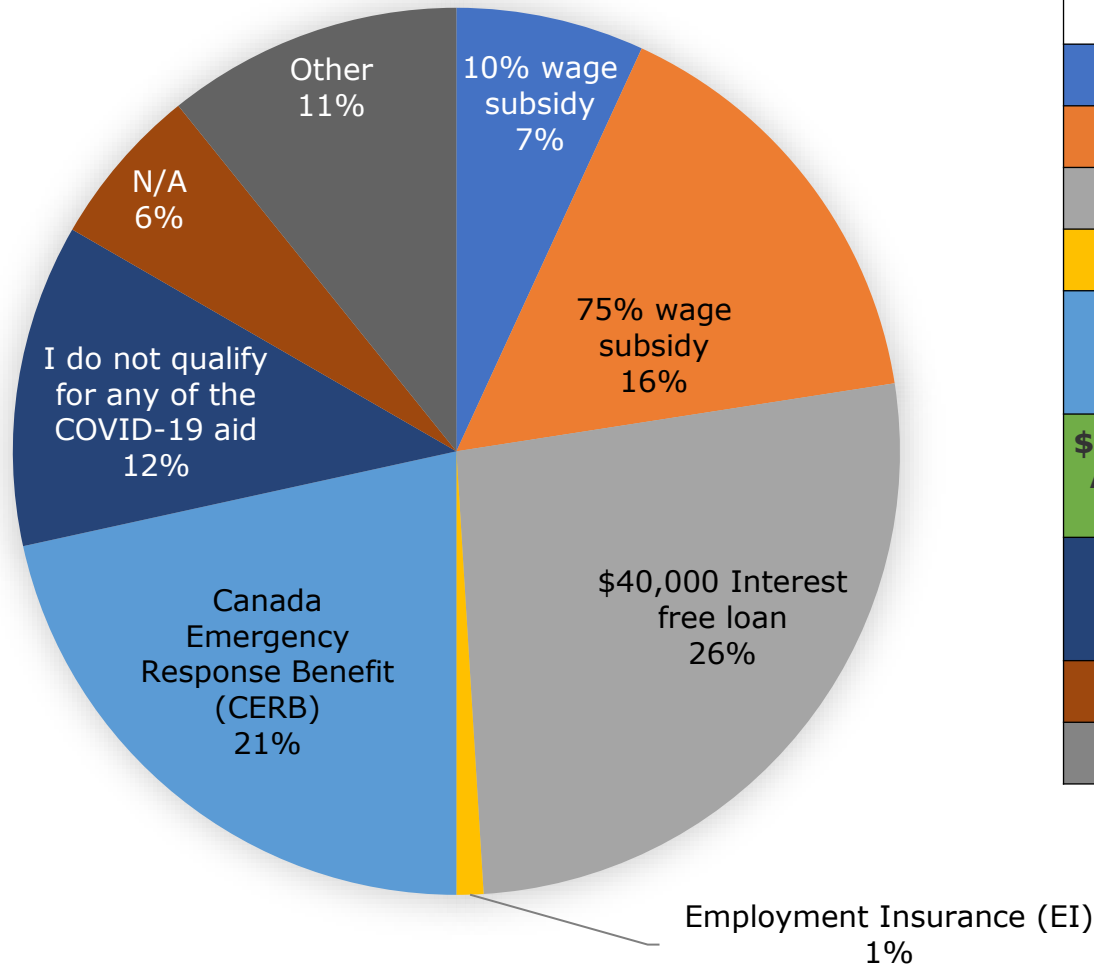
Current Risks



Current Risks Select all that apply	Value	%	% of Total Surveys
Unable to pay commercial rent or mortgage	9	4.37%	15.00%
Unable to pay commercial utilities	14	6.80%	23.33%
Employee lay offs	28	13.59%	46.67%
Closing your business temporarily	18	8.74%	30.00%
Closing your business permanently	7	3.40%	11.67%
Unable to pay staff wages	17	8.25%	28.33%
Unable to pay staff sick leave	5	2.43%	8.33%
Unable to open for the summer season	19	9.22%	31.67%
Insurmountable debt levels	15	7.28%	25.00%
Bankruptcy	4	1.94%	6.67%
Significant loss of cash flow	45	21.84%	75.00%
Unable to cross the US border in order to open my business in Ontario	6	2.91%	10.00%
Unsure who has the authority to grant me permission to re-open	3	1.46%	5.00%
Other	16	7.77%	26.67%

Please indicate which types of COVID-19 related aid you have received to date. Select all that apply

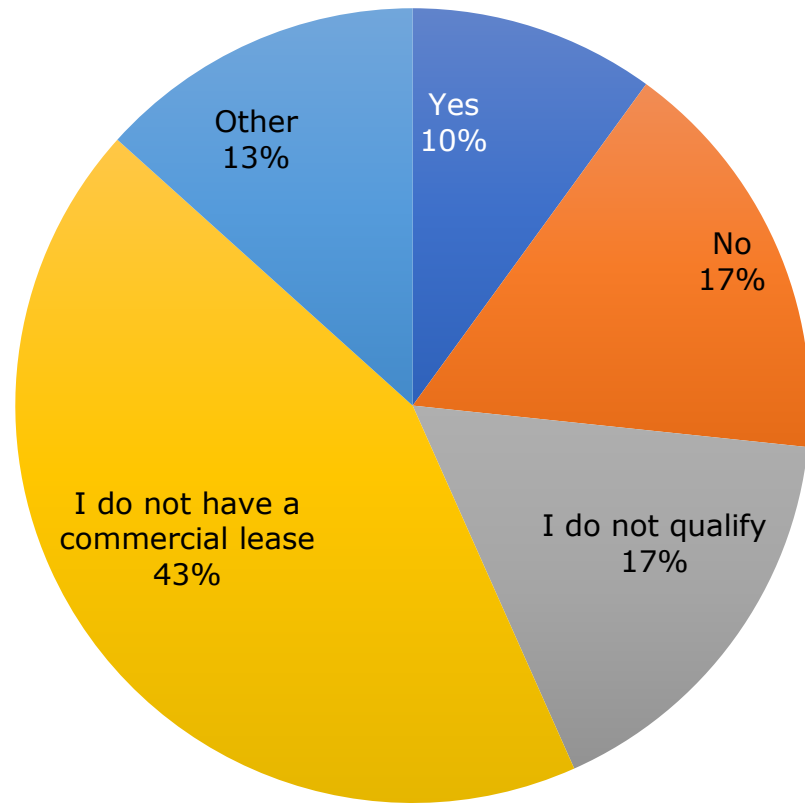
Which Types of COVID-19 Aid



Types of COVID-19 Aid Select all that apply	Value	%	% of Total Surveys
10% wage subsidy	7	6.86%	11.67%
75% wage subsidy	16	15.69%	26.67%
\$40,000 Interest free loan	27	26.47%	45.00%
Employment Insurance (EI)	1	0.98%	1.67%
Canada Emergency Response Benefit (CERB)	22	21.57%	36.67%
\$50,000 Interest free loan via an Aboriginal Financial Institution (AFI)	0	0.00%	0.00%
I do not qualify for any of the COVID-19 aid	12	11.76%	20.00%
N/A	6	5.88%	10.00%
Other	11	10.78%	18.33%

Has your Landlord applied for the Ontario-Canada Emergency Commercial Rent Assistance (OCERCA) program?

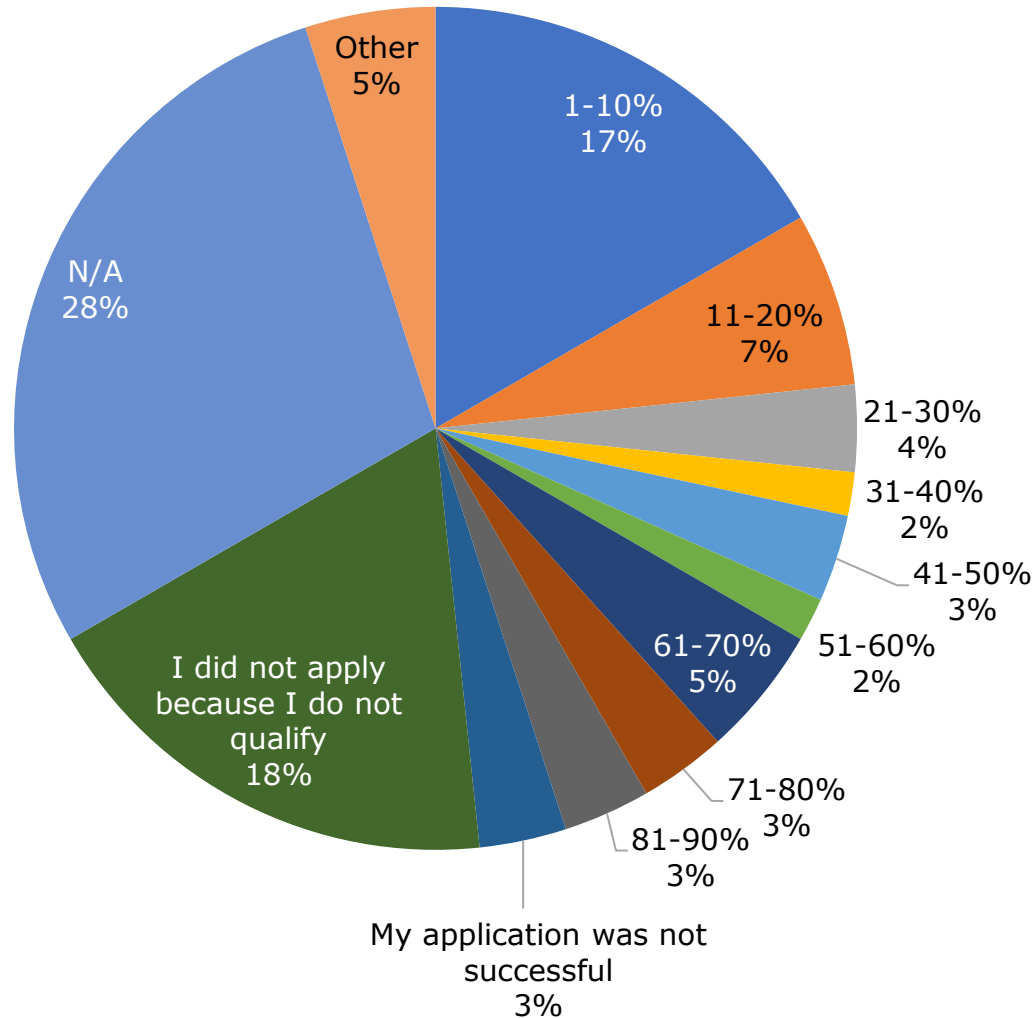
OCERCA Program



Has your Landlord applied for OCERCA	Value	%
Yes	6	10.00%
No	10	16.67%
I do not qualify	10	16.67%
I do not have a commercial lease	26	43.33%
Other	8	13.33%

Please indicate what percentage of your workforce you were able to sustain with the Canadian Emergency Wage Subsidy (CEWS)?

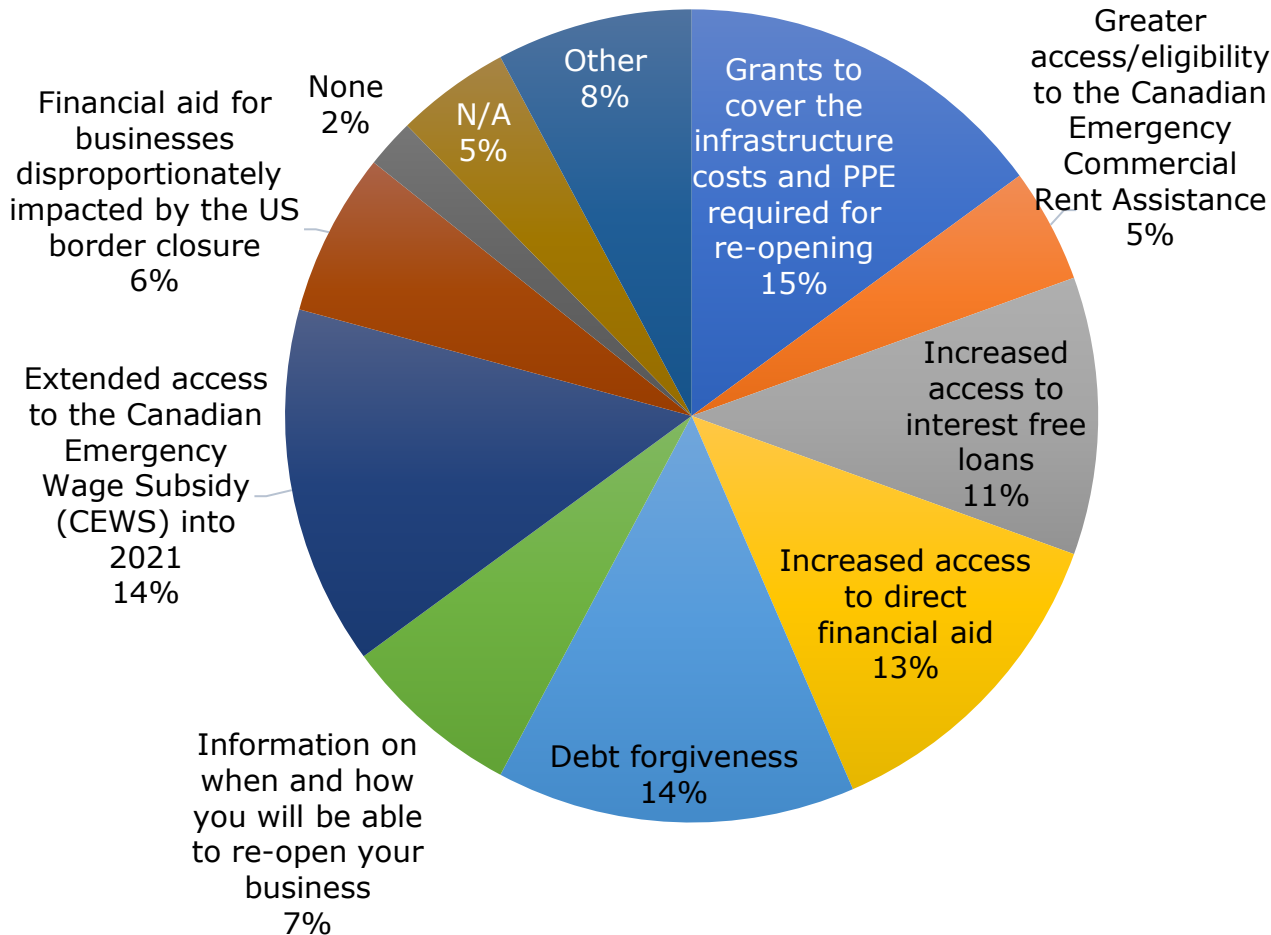
CEWS



Percentage of your workforce you were able to sustain with CEWS	Value	%
1-10%	10	16.67%
11-20%	4	6.67%
21-30%	2	3.33%
31-40%	1	1.67%
41-50%	2	3.33%
51-60%	1	1.67%
61-70%	3	5.00%
71-80%	2	3.33%
81-90%	2	3.33%
91-100%	0	0.00%
My application was not successful	2	3.33%
I did not apply because I do not qualify	11	18.33%
N/A	17	28.33%
Other	3	5.00%

What other forms of aid/resources do you require during COVID-19? Select all that apply

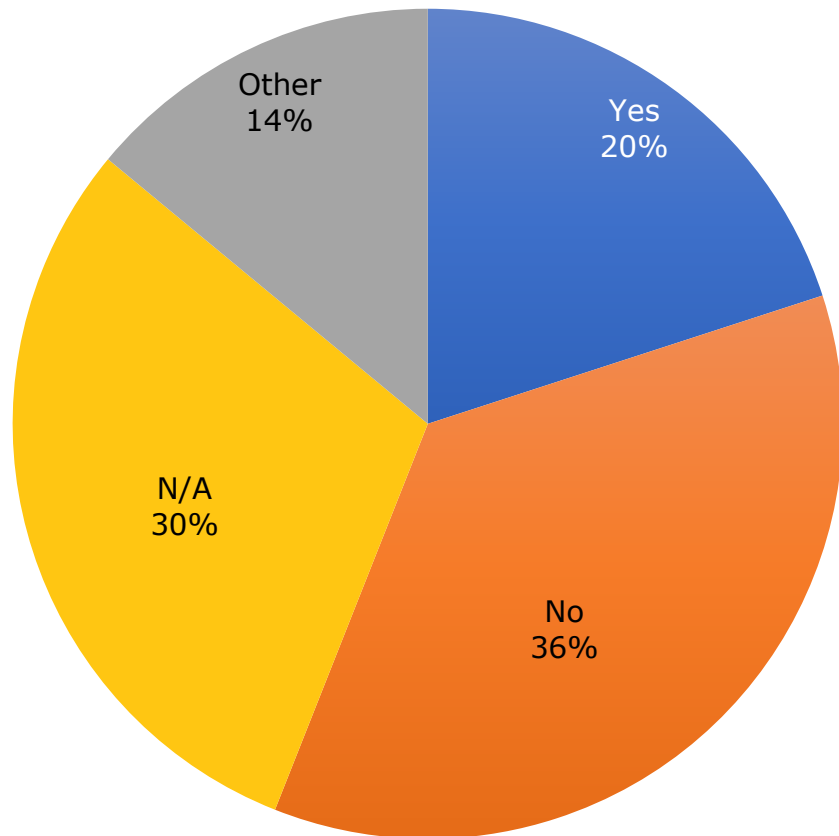
Other forms of aid



Other forms of aid/resources required Select all that apply	Value	%	% of Total Surveys
Grants to cover the infrastructure costs and PPE required for re-opening	23	14.94%	38.33%
Greater access/eligibility to the Canadian Emergency Commercial Rent Assistance	7	4.55%	11.67%
Increased access to interest free loans	17	11.04%	28.33%
Increased access to direct financial aid	20	12.99%	33.33%
Debt forgiveness	22	14.29%	36.67%
Information on when and how you will be able to re-open your business	11	7.14%	18.33%
Extended access to the Canadian Emergency Wage Subsidy (CEWS) into 2021	22	14.29%	36.67%
Financial aid for businesses disproportionately impacted by the US border closure	10	6.49%	16.67%
None	3	1.95%	5.00%
N/A	7	4.55%	11.67%
Other	12	7.79%	20.00%

Is the current COVID-19 Government aid sufficient to ensure that your tourism operation will remain economically viable?

Government aid



Is the Government aid enough	Value	%
Yes	11	18.33%
No	34	56.67%
N/A	6	10.00%
Other	9	15.00%